

Valuation Sample

Contents

- 1 Overview of valuation
 - ◆ 1.1 Why Income method ?
- 2 Objective
- 3 Analysis for XYZ application number
 - ◆ 3.1 Dual mode mobile market
 - ◆ 3.2 Importance of dual mode mobile phones
 - ◆ 3.3 Importance of IP to the product market
 - ◇ 3.3.1 **Focus of the patent**
 - ◇ 3.3.2 **Device specification**
 - ◇ 3.3.3 **Method of communication**
 - ◆ 3.4 Valuation for XYZ application number
 - ◇ 3.4.1 Steps of valuation
 - ◇ 3.4.2 The working sheet
 - ◇ 3.4.3 Assumptions

Overview of valuation

IP valuation is a complex procedure taking into account economic, technology-related as well as juridical factors. The heterogeneity of the factors concerned and the specific purposes addressed in every valuation do not allow adopting one generally-accepted standardized IP valuation model, but there are a variety of different models and tools comprising different approaches. The main approaches are:

1. **Cost based method** - This method is based on the analysis of costs necessary to replace the IP concerned, as well as on costs that have been invested for the development, application, maintenance and commercialization
2. **Income based method** - The value derived by this method is based on the expected income attributable to the asset during its remaining economic life. The fair value of asset can be expressed as the present value of the future stream of the economic benefits that are derived from the ownership of the property
3. **Market based method** - This method assesses the market value by reference to comparable market transactions. The method basically consists of assessing prices and/or profits achieved by third parties in comparable market transactions, such as mergers and acquisitions, sales or the grant of licenses etc

Why Income method ?

We have used the **Discounted Cash Flow** (income based method) due to following reasons:

- It is a fundamental valuation method
- The value is based on the ability of the asset to generate future positive cash flows
- When appropriately discounted, this method gives the net present value of all the future cash flows
- Future business and market dynamics are considered while calculating future cash flows
- Easy to interpret and understand

Objective

- To estimate the market for an IP
- To estimate revenue generated from a particular IP
- To identify the main players
- To identify the importance of the product to the market
- To identify the importance of the patent to the product market

Analysis for XYZ application number

The application number XYZ comes under the category of **Dual mode cellular/Wi-Fi**.

The major claim of XYZ is that of a multimode communication device -- It is a device that allows a phone or device to have more than one network e.g. Apple i-Phone has both Wi-Fi & Mobile capabilities. Similarly some new phones even claim both GSM & CDMA capabilities.

The Application is a continuity of Patent No. YZW which essential talks about supporting voice communication via packet network.

The Patent is in turn a continuity of Patent No. ZWX which covers communication network system which supports the transmission of both voice and Data.

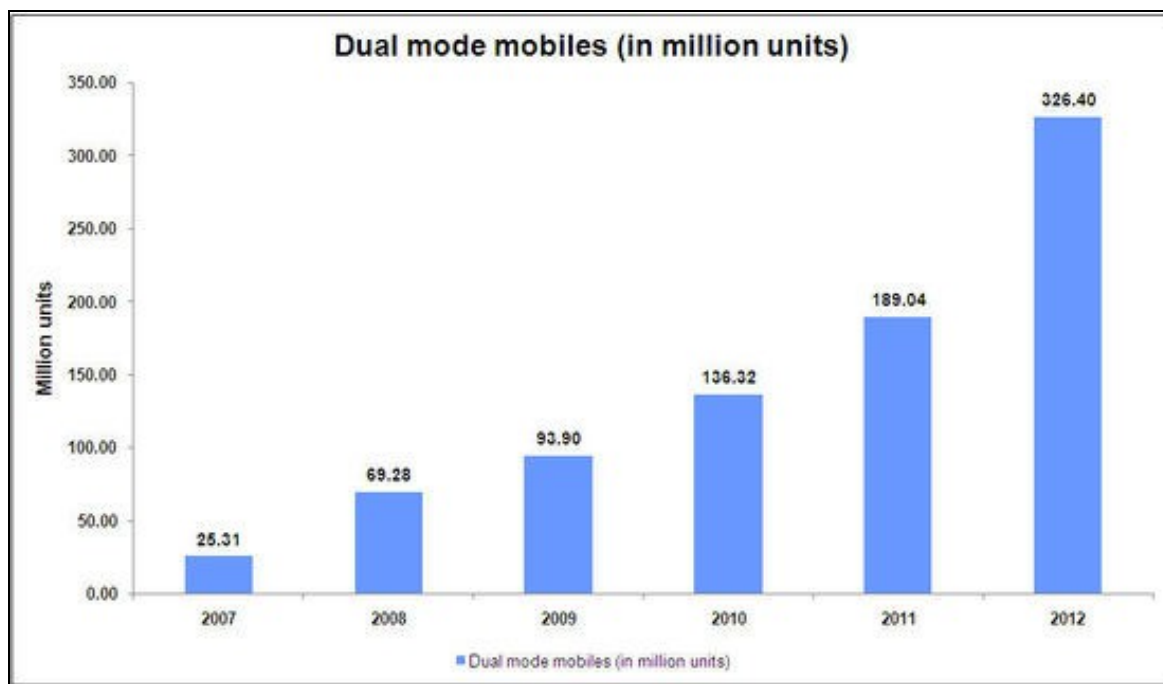
The patent is in turn a continuity of Patent No. WXZ which in essence is a wireless communication network supporting the transmission of voice and Data inside a premises.

The filing date of Patent No WXZ is Dec 5th 1992, that means that if granted XYZ will have a period till Dec 5th 2012.

***UPDATE - The USPTO has granted the application with a project patent No. XYZ to be issued on 18th Jun 2010, and they have issued an extension of 1885 Days i.e. till May 2016 (est.)**

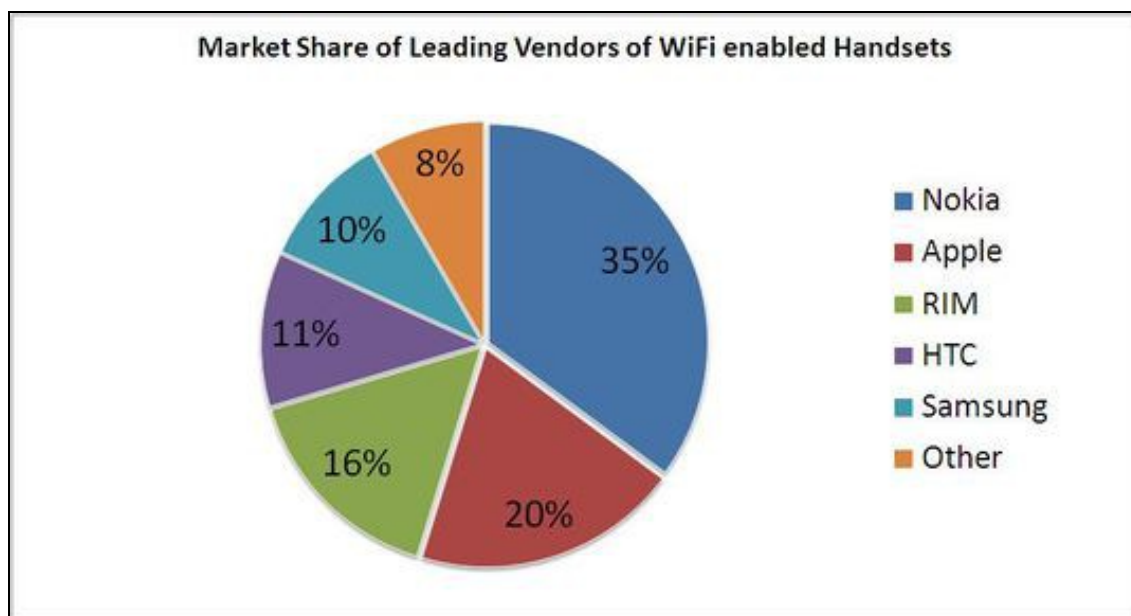
Dual mode mobile market

The growth of dual mode mobile handset units and the market share of leading Wi-Fi handset vendors is shown below:



Source: Gartner, Techcrunchies, Abiresearch

The market share of leading vendors of WiFi enabled phones as of 2nd quarter of 2009 is shown below



Source: CNET

Importance of dual mode mobile phones

- Mobile voice-over-IP applications will reach 278 million users, generating \$32.2 billion in annual revenues by 2013, a third of that going to reluctant cellular operators
- "The participants include a broad spectrum of mobile VoIP industry participants, including start-ups, online VoIP providers, mobile virtual network operators (MVNOs), and mobile virtual network enablers (MVNEs) and the mobile operators themselves; all of whom are leveraging, or will leverage, very different opportunities associated with mobile VoIP," says Frank Dickson, analyst with Arizona-based research firm In-Stat
- "Sooner or later, mobile operators will be forced to deploy their own VoIP services, since next-generation networks, such as Long Term Evolution and WiMAX are all-IP and don't support circuit voice," explained John Blau, a German-based research associate with Unstrung Insider
- By 2019, half of all mobile calls will be over all-IP networks, according to reports published earlier this year

Source: Wi-Fi Planet, VOIP Monitor

Importance of IP to the product market

Application Number - XYZ

Focus of the patent

Multi-mode communication device and method of its operation

Device specification

- Device capable of working on two communication network interfaces i.e. cellular & WLAN or Wi-Fi
- Device having transceivers for communication with respective communication networks & processor for routing the calls to any one of the communication networks based on the mode of communication and cost of use of communication network
- Transceiver of the device which communicates via WLAN network, communicates at app. 2.4 gigahertz using spread spectrum technique i.e. frequency hopping spread spectrum technique
- One of the transceivers is disposed on a user removable circuit card which is compliant with a Personal Computer Memory Card Interface Association (PCMCIA)

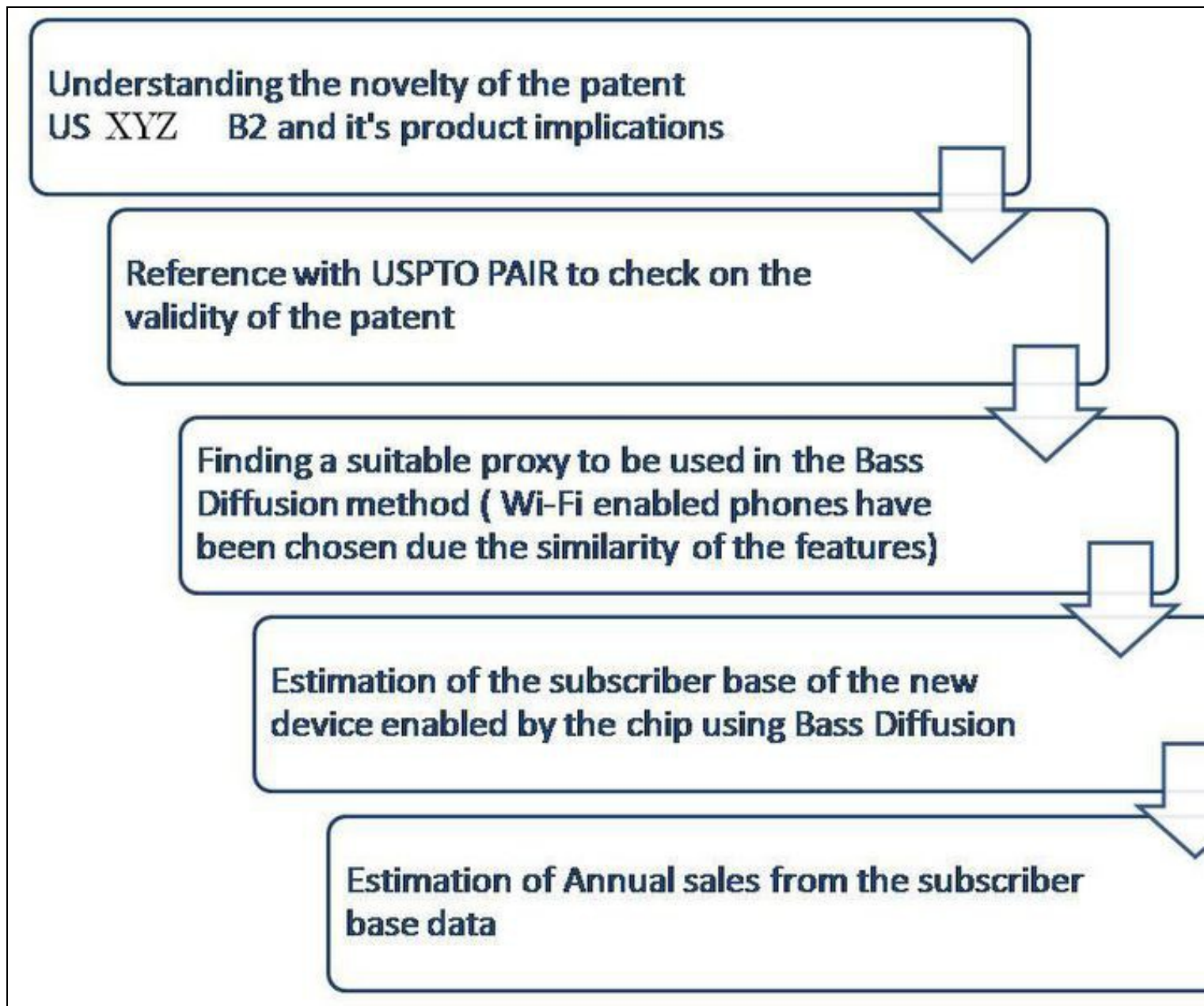
Method of communication

- Detecting an action (one of voice, a key press, and handwritten) by a user
- Determining a type of call (voice call, a data call, and a voice and data call) based upon the user action
- Selecting (based on evaluating a cost of use of a communication network) at least one wireless communication interface from the plurality of wireless communication interfaces based upon the type of call (voice call, a data call, and a voice and data call)
- Establishing call communication via the at least one wireless communication interface; and exchanging information (representative of voice or others) via the at least one wireless communication interface

Valuation for XYZ application number

Steps of valuation

For the estimation of value of patent number XYZ!, the following methodology was used:



Steps in valuation

As indicated by [Espacenet](#) all the forms in which the patent has been published are restricted to US, thus for the same reason, we shall restrict our analysis to the US too.

The working sheet

You can download the [interactive](#) excel sheet containing dummy estimates.

Snapshots of the same are shown below

1. Front sheet

Dolcera's Analysis

Expected Value of IP from Granted Patent Application 10/801472 (In Mn USD)	100.379268 (-Licensing, Litigation & Other Costs) Mn USD
-------------------------------------------------------------------------------	----------------------------------------------------------

For Alternate Scenarios, Please Enter Alternate Valuation Below & Get Valuation Above

	S.No	Factor	Default Value	Expected Value by You
DCF Calculation	1	Expected Market Size at Maturity (in Million users)		1000
	2	WACC		15.00%
	3	Average price of device (in USD)		20
	4	Average usage of device by consumer (in years)		1.5
	5	Royalty Rate		0.01
Bass Diffusion Model Calculation	6	Expected Market at Maturity of Wifi Enabled Devices (in Million users)		200
	7	Average usage of WiFi enabled Device by consumer (in years)		1.3

* A similar analysis further Monte Carlo Simulation multiple scenarios can be

*To get Default Values Please close the excel and (please do not save) OR have been only in this page the default values copying table.

* A decision tree based on be provided too to aid decision using Rollback decision

*Licensing & Litigation Costs on whether your Strategy further info is re



Front sheet

2. Calculation of p & q values for Bass Diffusion

Bass Diffusion Analysis

Year	No of WiFi Enabled Subscribers in that year (Nt)	Nt-Nt-1	(m-Nt-1)	(Nt-1/m)	*(m-Nt-1)	p(m-Nt-1) + q* Nt-1/m (m-Nt-1) - (Nt - Nt-1)
2008	18.71	5.51	146.8	12.111	1.59365E-08	
2009	27.03	8.31	141.29	16.52393804	-2.15905094	
2010	38.72	11.70	132.98	22.46030859	-4.69975825	
2011	52.70	13.98	121.28	29.34976	-6.05159197	
2012	65.14	12.44	107.30	35.34064066	-3.79775968	
2013	74.07	8.93	94.86	38.61959886	1E-06	
2014	82.98877245	8.92	85.93			
2015	91.73337121	8.74	77.01			
2016	100.1351117	8.40	68.27			
2017	108.0505578	7.92	59.86			
2018	115.3672048	7.32	51.95			
2019	122.008986	6.64	44.63			
2020	127.9371901	5.93	37.99			

*Text in Blue indicate data from calculation of Tech Crunchie Data

*Text in Red indicate Dolcera Analysis

*To change assumption about Change Market Size estimation & in Cell K3 & Solve for new Bass Diffusion Coefficients

p	0.023176
q	0.174238
m	160 Million Users

*The p & q values provide a tolerable solution for market projections varying from 120 to 35 Mn Users



Calculation of p & q values for Bass diffusion
3. DCF Calculation

DCF Calculation					$N_t = N_{t-1} + p (m - N_{t-1}) + q N_{t-1} / m (m - N_{t-1})$			m	240	Million Users	(
					Formula Used For Bass Diffusion Model			p	0.023176		de
								q	0.174238		
Year	Number of Users (In Millions)	Sales			Revenues (in Mn USD)	Royalty Earned	Discounted Present Values				
		Renewing Customers	New Customers	Total Sales (in Millions Units)							
2010	0	0	0	0	0	0	0				
2011	5.5621789	0	5.5621789	5.562178861	83.432683	0.83432683	0.758479				
2012	11.942134	3.7081192	6.3799554	10.08807465	151.32112	1.5132112	1.250588				
2013	19.204786	7.9614229	7.2626515	15.22407438	228.36112	2.28361116	1.715711				
2014	27.400326	12.803191	8.1955402	20.99873076	314.98096	3.14980961	2.151362				
2015	36.55661	18.266884	9.1562838	27.42316784	411.34752	4.11347518	2.554144				
2016	46.670918	24.371073	10.114309	34.48538184	517.28073	5.17280728	2.919915				
2017	57.701988	31.113946	11.031069	42.14501506	632.17523	6.32175226	3.244058				
2018	69.563571	38.467992	11.861583	50.32957501	754.94363	7.54943625	3.521868				
2019	82.121058	46.375714	12.557487	58.93320052	883.99801	8.83998008	3.749014				
2020***	47.596328	27.373686	6.5357988	33.90948466	508.64227	5.0864227	1.961036				
Discounted Present Value of Revenues in (Mn USD)							23.83				

*** - Projections for 2020 are only for 6 months during which the patent is valid



DCF calculation
Assumptions

There are two types of assumptions

- Qualitative - These form the bases of the analysis, these can be amended post feasibility discussions
- Quantitative - These are easily easily changeable in the interactive excel sheet linked above

The assumptions in the analysis are as given below:

Qualitative:

1. The forecast by TechCrunch for Wifi enabled devices till 2013 are accurate
2. Wifi Enabled Phones are a suitable proxy for this device
3. This is a disruptive innovation, not an incremental innovation over current dual mode devices
4. There is no competition during the life of the patent enforcement
5. Demand to be independent of pricing strategy

All these issues can be tackled by enriching the model as per your requirement and taking suitable qualitative assumptions, we can discuss over the same e.g. Issues 1 & 2 can be tackled with use of more apt proxies, 4 & 5 by enriching the Bass diffusion Model, and 3 by segmentation modeling

For alternative scenarios, one can alter the quantitative inputs in the form of :

1. Expected market size at maturity (analyst estimate)
2. WACC of Broadcom (taken from wikinvest)
3. Average price of device (from discussion with client)
4. Average usage of device by consumer (taking mobile phone usage as a proxy)
5. Royalty Rate (client discussion)